

SUPA-MAT TEMPORARY ROADWAY MATS (BOG MATS)



Heavy-Duty Ground Protection for Machinery & Site Access

SKU: N/A | **Categories:** [Heavy Duty Flooring](#), [Temporary Flooring & Ground Protection](#)



PRODUCT DESCRIPTION

Supa-Mats—also known as **Bog Mats or Trakmats**—are the go-to solution for creating stable temporary roadways and work platforms over soft, wet, or unstable ground. Manufactured from **100% recycled high-density polyethylene (HDPE)**, these mats deliver strength, flexibility, and durability while remaining lightweight and easy to handle.

Each mat measures 1.13 m × 2.44 m and weighs only 33 kg, making it simple for crews to deploy without heavy machinery. With a load capacity of up to **60,000 kg/m²** (depending on ground conditions), Supa-Mats support trucks, cranes, and heavy equipment, while also protecting the underlying surface.

Their dual-sided design—traction pattern on both sides, or traction on one side and smooth on the other—ensures safe use across mud, sand, snow, and turf. Integrated hand cut-outs make lifting easy, while the UV-stabilised material ensures long-term performance across multiple projects and events.

Key Features of Supa-Mats

- **Durable HDPE Construction** – 100% recycled, UV-stabilised, splinter-free & non-corrosive.
- **High Load Capacity** – Supports 40,000–60,000 kg/m² depending on soil conditions.
- **Dual-Sided Traction** – Cylinder surface provides grip, while open channels shed mud & debris.
- **Fast Installation** – Lightweight 33 kg panels with hand cut-outs for safe manual handling.
- **All-Weather Use** – Performs reliably in mud, snow, sand, heat, or cold.
- **Reusable & Easy to Clean** – Designed for long-term hire use across multiple sites.

Ideal Applications:

- Temporary roads & parking over soft or wet ground
- Site access for trucks, cranes & heavy vehicles
- Greenfield & remote site maintenance access
- Railway, pipeline, and water well projects
- Resorts, parks, cemeteries & landscaping works
- Outdoor events, festivals & open-air concerts

TECHNICAL SPECS

Panel Size 1.13 m × 2.44 m × 0.13 m (L × W × H)

Weight 33 kg per mat

Material 100% recycled polyethylene, UV protected

Surface Type traction / smooth side, traction both sides



Phone: +1 (717) 664 015 8

us@mojorental.com

mojorental.com

Maintenance










Easy hose-down cleaning

Load Capacity

40,000–60,000 kg/m² (depending on ground bearing capacity)



ADDITIONAL IMAGES

| | |
|--|---|
|  |  |
|  |  |
|  |  |
|  |  |
|  | |

